

Getting to know your medicine

A simple guide to Emgality® (galcanezumab)

This leaflet is for patients who have been prescribed
Emgality as a treatment for migraine.

Welcome to your new medicine

Emgality is a once monthly, self-injected, subcutaneous injection that is specifically developed to prevent migraine.

In this leaflet, you'll find important information about Emgality, such as how to take the medicine, what to do if you miss a dose and advice on storage.

For more details, please refer to the Patient Information Leaflet that came with your medicine or speak to your healthcare professional.

Contents

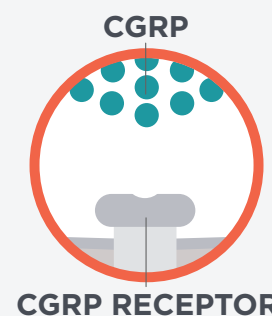
What is Emgality?	3
How does your medicine work?	3
What is in the pack?	4
What you need to know before you take your medicine	5
How to take Emgality?	7
What if you miss a dose?	7
What if you take more Emgality than you should?	7
What to watch out for?	8
How to store Emgality	9

What is Emgality?

Emgality is a once-monthly injection designed to prevent migraines.



How does your medicine work?



Migraine attacks are associated with elevated blood concentrations of Calcitonin gene-related peptides (CGRPs).



The active ingredient in Emgality is called galcanezumab which is a specially designed protein (antibody) that attaches (binds) to CGRP preventing its action.

What is in the pack?

Emgality pen is for single use only and contains one dose of Emgality (120 mg of galcanezumab).

Month 1: Initial loading dose of 240 mg (2 x 120 mg injections)

Subsequent months: One 120 mg injection per month



Take your device out of the refrigerator and leave at room temperature for 30 minutes before injecting. Leave the base cap on until you are ready to inject. Do not microwave the pen, run it under hot water, shake it, or leave it in direct sunlight. Wash your hands, select an injection site (see later) and clean with an alcohol wipe. Let the injection site dry before you inject. Another person may give you Emgality in the back of your upper arm or buttocks.



1. Uncap the pen.
Twist off the base cap and throw it away. Do not put the base cap back on, as this could damage the needle. Do not touch the needle.



2. Place and unlock.
Place and hold the clear base flat and firmly against your skin. Turn the lock ring to the unlock position.



3. Press, hold, and listen.
Press and hold down the teal injection button whilst holding the clear base firmly against your skin. You will hear a loud click. 5-10 seconds later you will hear a second click. This means the injection is complete. Remove the pen from your skin. You will know that the injection is complete when the grey plunger is visible

Your box will also contain a Patient Information Leaflet with further details of your medicine.


What you need to know before you take your medicine

Please read this before starting your treatment. For more details, please refer to **Section 2** of the Patient Information Leaflet that came in the pack with your medicine.

DO NOT TAKE EMGALITY



If you are **allergic to** any of the ingredients in this medicine
(For a full list, see *Section 6 of the Patient Information Leaflet*)



Talk to your Healthcare Professional, pharmacist or nurse before or during your treatment if you have a serious **cardiovascular disease**



This medicine should not be given to children and adolescents **under 18** years of age



Pregnancy and breast-feeding

If you are a woman able to have children, you are advised to avoid becoming pregnant while using Emgality.

If you are pregnant, think you may be pregnant or are planning to have a baby, ask your Healthcare Professional for advice before taking this medicine.

It is preferable to avoid the use of Emgality in pregnancy as the effects of this medicine in pregnant women are not known.

If you are breast-feeding or are planning to breast-feed, talk to your Healthcare Professional before using this medicine.

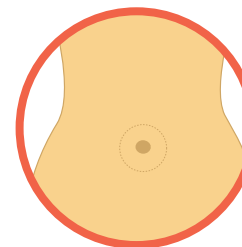
You and your Healthcare Professional should decide if you should breast feed and use Emgality.

For more details, please refer to the Patient Information Leaflet that came with your medicine.

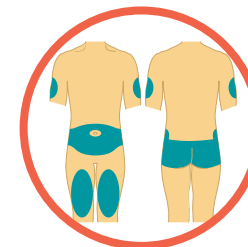
How to take Emgality?



Select an injection site such as your stomach (abdomen). You may also inject in the thigh or another person may give you the injection in the back of the upper arm or buttocks and clean with an alcohol wipe



Do not inject within 5 centimeters of the belly button (navel)



Avoid injecting in the exact same spot each time you inject

An informative instructions for use video can be found at the following website <http://emgalityinstructions.co.uk>

What if you miss a dose?



If you miss a dose, inject it as soon as possible and then inject the next dose after a month from that date.

If you have any questions regarding missed doses speak to a Healthcare Professional.

! WHAT IF YOU TAKE MORE EMGALITY THAN YOU SHOULD?



PLEASE CONTACT YOUR HEALTHCARE PROFESSIONAL

Add your Healthcare Professional's phone number here:

What to watch out for?

As with all medicines, Emgality may cause side effects, though not everybody gets them.

Serious Side effects

Allergic reactions with Emgality are usually mild to moderate (such as a rash or itching). Serious allergic reactions may occur rarely (may affect up to 1 in 1,000 people) and signs may include:

- difficulty breathing or swallowing,
- low blood pressure, which can cause dizziness or light-headedness,
- swelling of the neck, face, mouth, lips, tongue or throat which may develop rapidly,
- severe itching of the skin, with a red rash or raised bumps.

Very common side effects

(May affect more than 1 in 10 people)

- Injection site pain
- Injection site reactions (e.g. red skin, itching, bruising, swelling)

Common side effects

(May affect up to 1 in 10 people)

- Vertigo (a feeling of dizziness or 'spinning')
- Constipation
- Itching
- Rash

Uncommon Side effects

(May affect up to 1 in 100 people)

- Hives (raised itchy areas of skin)

For more details of possible side effects, please refer to **Section 4** of the Patient Information Leaflet that came with your medicine.

If you develop a symptom you are worried about – even if it is not mentioned above – please speak to your Healthcare Professional or pharmacist.

How to store Emgality



Store in the original package in order to protect from light.



Keep this medicine **out of sight and reach of children**



Store in a refrigerator between 2 °C – 8 °C. This medicine can be stored un-refrigerated for up to 7 days when stored at temperatures up to 30°C. If these conditions are exceeded, the pre-filled pen must be discarded.



Do not use this medicine after the expiry date that is stated on the pen and on the carton



Do not use this medicine if you notice that the pen is damaged, or the medicine is cloudy or has particles in it



Once you are done injecting, simply **dispose of the pen as directed by your Healthcare Professional's** and according to local regulations

Notes

Notes

Getting to know your treatment

If you have any further questions about Emgality, please refer to the Patient Information Leaflet that came in the pack with your medicine or speak to your healthcare professional.

Reporting side effects

If you experience side effects, talk to your healthcare professional. This includes any possible side effects not listed in the Patient Information Leaflet.

To report a side effect or product complaint with a Lilly product, please contact **Lilly UK on 01256 315 000**.

Additionally, reporting forms and further information can be found at **UK: www.mhra.gov.uk/yellowcard** or search for MHRA Yellow Card in the Google Play or Apple App Store.

By reporting side effects you can help provide more information on the safety of medicines.

If you have any queries about Homecare, please contact Organon Medical Information UK on 0208 159 3593.

This information is brought to you by Organon and Lilly.